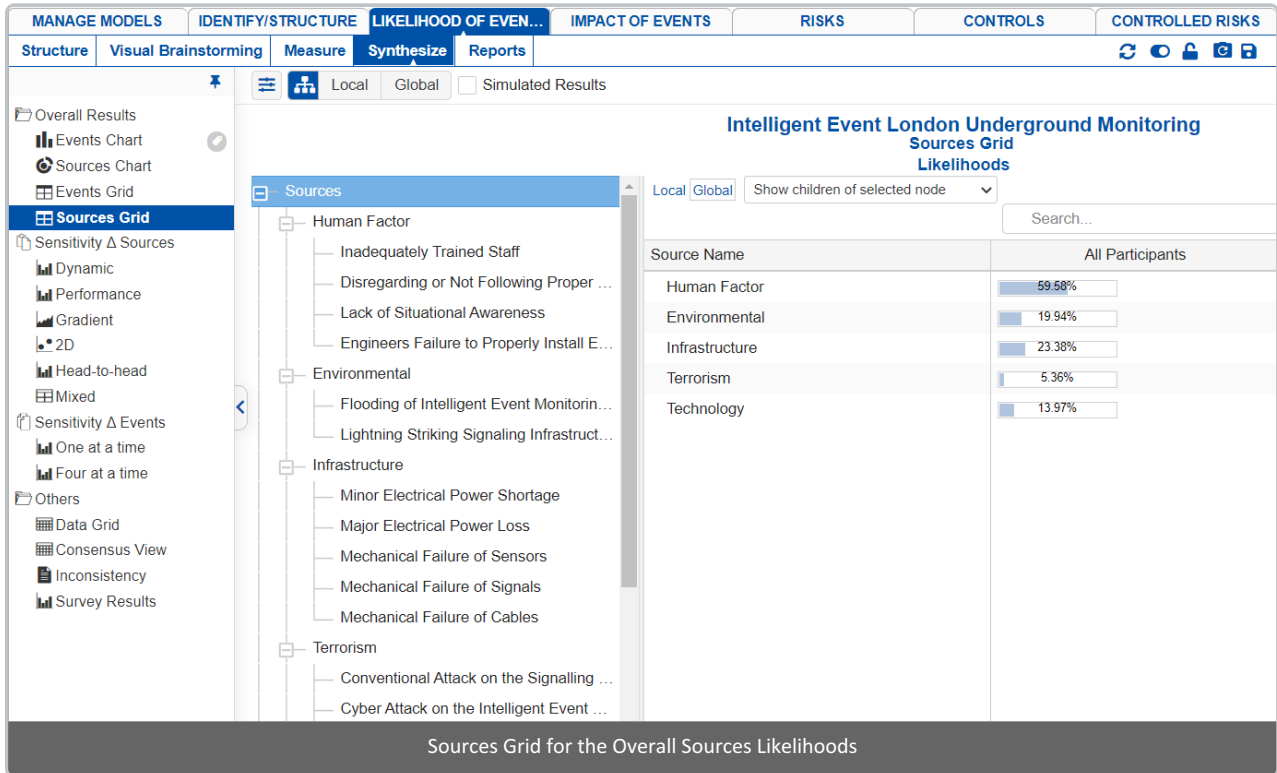


Likelihood: Threats/Sources Grid

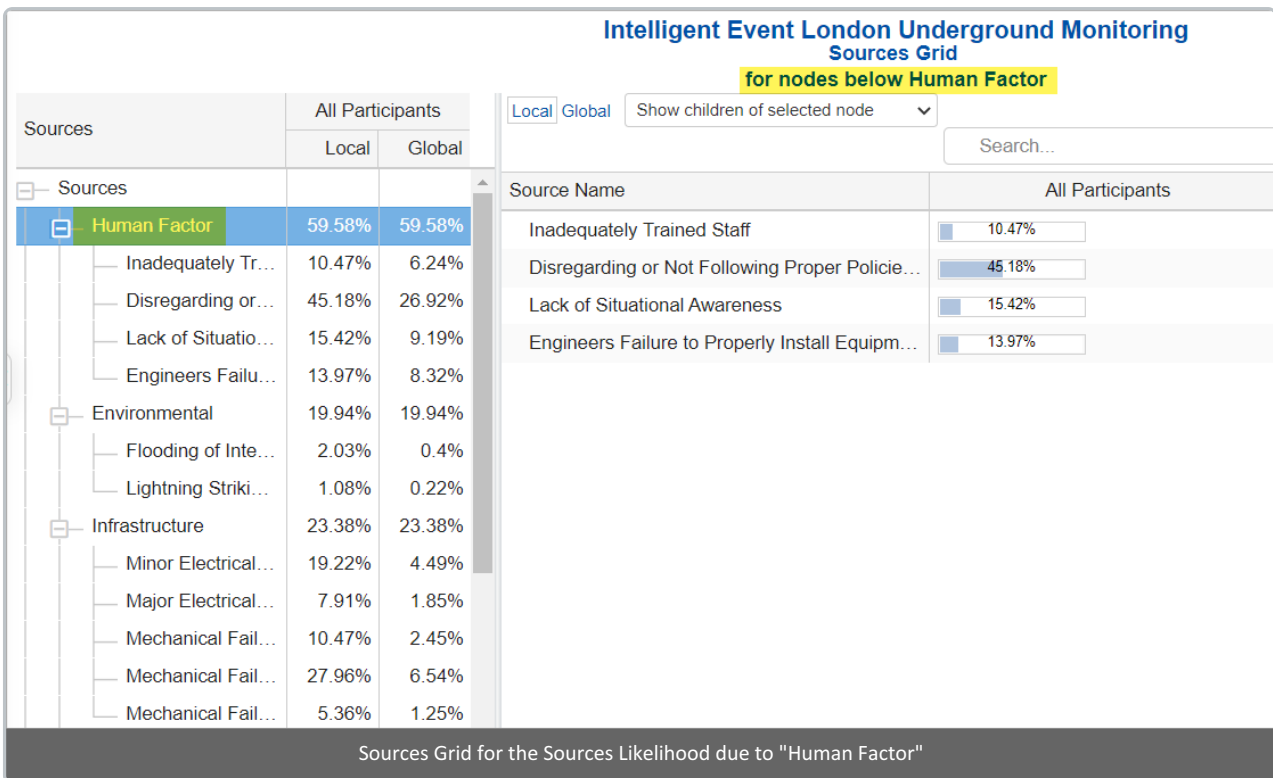
Overview

The Threats Grid for Likelihood displays the likelihoods of the Threats or sub-threats.

By default, the grid shows the threats' likelihoods due to the overall Threat.

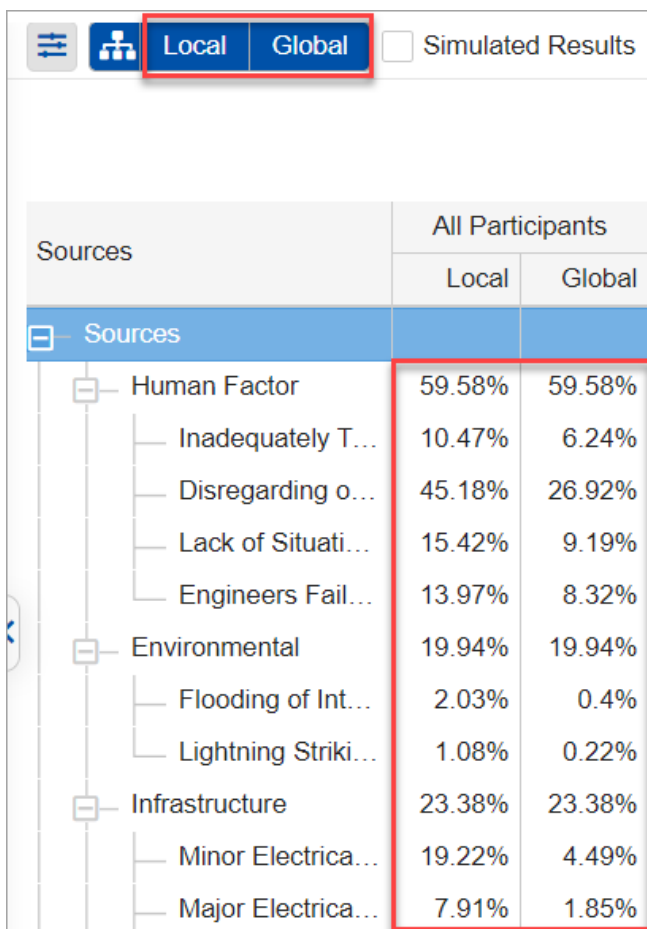


By selecting an element in the hierarchy other than the top Threat/Source, you can see the results due to the selected element.



The grid above shows the source's likelihoods due to the selected node "Human Factor".

You can show the local and global source's likelihoods on the Source Hierarchy at the right using the Local-Global buttons:



You can also hide the Sources Hierarchy at the left using 

Click  to show the toolbar options (*showing and hiding the toolbar is being remembered*).



Select Participants and Groups

You can select to display results for one or more participants also groups by clicking



The number designates the number selected/total number of participants/groups.

Clicking the button will open a window listing the participants and groups in the model. Simply check the participants and groups you want to see results.

Participants and Groups

Search:

	Participant Name	Email Address	Has data?	Group name	Has data?	Select all users with data
<input type="checkbox"/>	Brian Quigley	quigleybf@gwu.edu	Yes	<input checked="" type="checkbox"/> All Participants	Yes	<input type="checkbox"/>
<input type="checkbox"/>	Chief Engineering Officer	ceo@gwu.edu	Yes	<input type="checkbox"/> C-Level Executives	Yes	<input type="checkbox"/>
<input type="checkbox"/>	Chief Executive Officer	che@gwu.edu	Yes	<input type="checkbox"/> Engineering	Yes	<input type="checkbox"/>
<input type="checkbox"/>	Chief Risk Officer	cro@gwu.edu	Yes			
<input type="checkbox"/>	Denis Risman	denisrisman@gwu.edu				
<input type="checkbox"/>	Devin Nagy	devinnagy@gwu.edu				
<input type="checkbox"/>	Grace	grace@eci.com				
<input type="checkbox"/>	IT Supervisor	its@gwu.edu	Yes			
<input type="checkbox"/>	James	james@eci.com				
<input type="checkbox"/>	John Doe	j.doe@eci.com				
<input type="checkbox"/>	Michael Mankowski	mmankowski@gwu.edu				

Select all | Select All Participants And Groups With Data | Deselect all

OK Cancel

Advanced Mode Options

When the Advanced mode is ON, you will see the advanced options on this page:

1. Combined Input Option (CIS)

If the Combined Input Option (CIS) is ON, then results for individuals are computed by combining the priorities derived from judgments/ratings for which they had roles, with the combined results for any parts of the model where they did not have a role.



2. Apply User Priorities


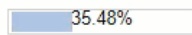


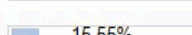




If priorities (weights) have been specified for participants, you can use the "User Priorities" check box which enables you to apply or ignore these priorities in calculating the results.

User priorities

Change Threats Color

You can change the Threats color from the Threats Grid.

Simply click or right-click the source/objective results bar/cell, and then choose a color from the color picker:

Intelligent Event London Underground Monitoring		
Events Grid		
Likelihoods		
		 <input type="text" value="Search..."/>
ID	Event Name	All Participants
▼ Event Type: Risk		
[01]	Late Train Running	 35.48%
[02]	Degradation of Intelligent Monitoring System P...	 11.17%
[05]	Line Closure	 27.22%
[06]	Failed Integration with Future Monitoring Syste...	 15.55%
[07]	Intelligent Event Monitoring Network Shut Down	 18.55%
[08]	Major Train Work Accident	 17.64%
[09]	Minor Train Work Accident	 14.67%
[10]	Major Train Public Accident	 17.69%