

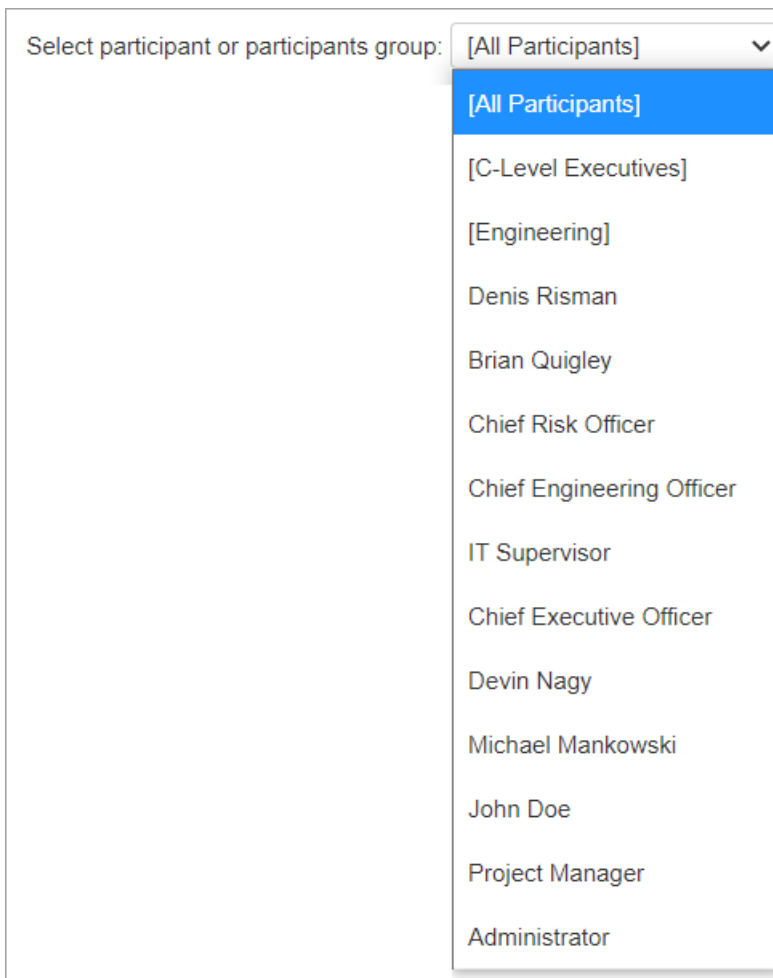
Inconsistency Report

Depending on the model you are working on, the inconsistencies are shown for each cluster for which likelihoods or impacts were derived with **pairwise comparisons**.

This is found on:

- **Likelihood of Events > Synthesize > Others > INCONSISTENCIES** or
- **Impact of Events > Synthesize > Others > INCONSISTENCIES**

By default, "All Participants" is selected. This means that all participants will be included in the report. You can choose to select another group or a specific participant.























The image shows a dropdown menu with the label "Select participant or participants group:". The menu is currently open, showing a list of options. The top option, "[All Participants]", is highlighted in blue. Below it are several other options: "[C-Level Executives]", "[Engineering]", "Denis Risman", "Brian Quigley", "Chief Risk Officer", "Chief Engineering Officer", "IT Supervisor", "Chief Executive Officer", "Devin Nagy", "Michael Mankowski", "John Doe", "Project Manager", and "Administrator".

The "Threat" (for Likelihood) or "Objectives" (for Impact) column contains the cluster name and the "Path" column contains the full path to the cluster. The number of elements in each cluster is also shown.

Select participant or participants group: [All Participants] ▼

Refresh | RTF | PDF | XLS

Drag a column header here to group by that column



Name	Examine	Objective	Path	Inconsistency ▼	Number Of Children	Action
IT Supervisor	its@gwu.edu	Objectives	Objectives	0.1969	6	 
Chief Risk Officer	cro@gwu.edu	Objectives	Objectives	0.1871	6	 
Chief Risk Officer	cro@gwu.edu	Performance	Objectives Performance	0.1235	4	 
Chief Executive Officer	che@gwu.edu	Performance	Objectives Performance	0.0955	4	 
Chief Risk Officer	cro@gwu.edu	Reliability, Availability, Maintainability	Objectives Reliability, Availability, Maintainability	0.0952	3	 
Chief Executive Officer	che@gwu.edu	Objectives	Objectives	0.0881	6	 
Chief Risk Officer	cro@gwu.edu	Financial	Objectives Financial	0.0869	3	 
IT Supervisor	its@gwu.edu	Performance	Objectives Performance	0.0844	4	 
Chief Engineering Officer	ceo@gwu.edu	Objectives	Objectives	0.0816	6	 
IT Supervisor	its@gwu.edu	Financial	Objectives Financial	0.0538	3	 

Page 1 of 3 (24 items) < [1] 2 3 > All

[Create Filter](#)

You can sort either ascending or descending on any column -- in particular by the inconsistency column.

The action column has two options:

-  "View only" pipe - will open the "view only" pipe specific step on the pipe which shows the cluster results for the user. "View only" pipe means that the judgments can't be changed.
-  Login User - allows the Project Manager to be logged in as the specific user being examined