

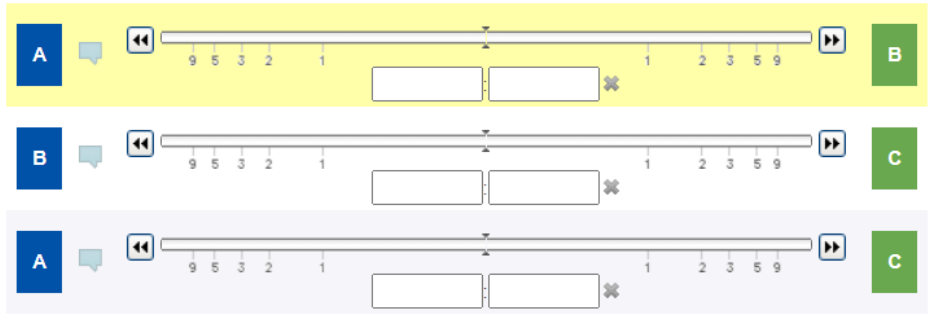


Multi-pairwise Graphical/Numerical Comparisons



Pairwise graphical/numerical comparisons can be used to express your judgment about the relative importance or preference or likelihoods of the two elements shown on each line.



Given: Multi PW graphical/numerical, evaluate the *relative likelihood* of the two Events in each pair below.  



The multi-pairwise verbal comparison composes of:



1. The question for the evaluation is indicated at the top of the page. This states something like: **Given Threat/Objective, which of the two Events (or Threats or Objectives) is more likely (or has more impact).**

Given Human Factor,
which of the two Sources below is more likely  

The question can be read automatically using the text-to-speech functionality. The text-to-speech can play on-demand or auto-play as you click the play  or speaker  buttons respectively.

2. The **pair of elements** being compared are displayed on each row. The elements being compared for each pair are displayed on the left (blue) and left (green) boxes. The names of the elements being compared are indicated inside the boxes, in our example, we just use A, B, and C -- but normally these are the event, threat, or objective names. The currently selected pair has a light yellow background, in our example above, the A and B elements being compared.
3. The **slider and input boxes** at the center of each pair. For selected pair is highlighted with light yellow.

For each pair, you can enter a judgment:

1. By clicking on or dragging the slider bar. You can drag the bar only up to ratio 9:1 (or 1:9) as the extreme. Corresponding numerical data will be reflected on the input box.
2. By clicking on the chevron icons  or . If the mouse is held down on either of these two icons, the slider will continue to move in the appropriate direction with increasing increments the longer the mouse is depressed.
3. By entering the ratio on the input boxes. Judgments with ratios greater than 9 to 1 can be entered numerically on the input boxes which will move the slider on the extra white spaces from 9. Entered ratios such as 10:20 will be simplified to 1:2.

As you enter judgment for one pair, the selected element automatically advances to the next pair where you can continue entering your judgment.

If added and set to be displayed by the Project Manager, you will see [information documents](#) of the elements being evaluated.

Information documents are displayed either in frame or tooltip.

The information document displayed may be depending on the currently selected pair of elements.
