











# Direct Entry Evaluation

The Direct Input method can be used when evaluating threats/objectives with respect to another threat/objective or when evaluating events with respect to a threat/objective.

In the example below, we are asked to evaluate all the sources given Human Factor using the direct input method.

**Given Human Factor, estimate the likelihood of each of the Sources below**  

 <b>Inadequately Trained Staff</b>	<input type="text"/>	<input type="range"/>	
 <b>Disregarding or Not Following Proper Policies, Processes, or Procedures</b>	<input type="text"/>	<input type="range"/>	
 <b>Lack of Situational Awareness</b>	<input type="text"/>	<input type="range"/>	
 <b>Engineers Failure to Properly Install Equipment</b>	<input type="text"/>	<input type="range"/>	

The question for the evaluation is indicated at the top of the page.

You can enter a judgment by dragging the slider on the bar or by entering a number from 0 to 1 in the text box.

Your judgment will be automatically recorded when you go to another step, such as by clicking Next.

Depending on how the Project Manager set up the evaluation, you will be asked to evaluate one event with respect to one threat/objective on each screen, or all events with respect to one threat/objective on each screen, or one event with respect to all threats/objectives on each screen.

---